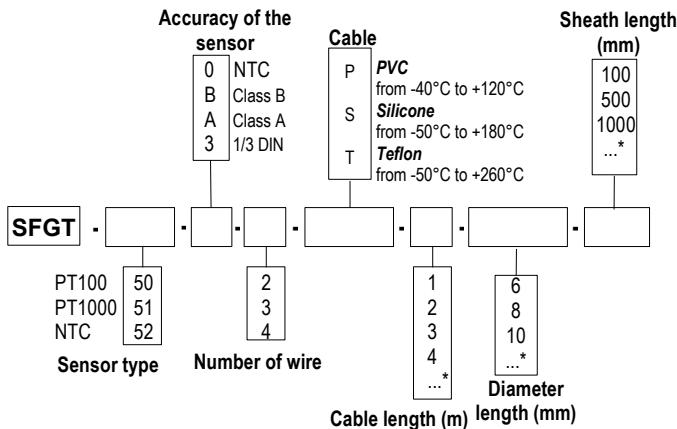


**Cable temperature probe
at resistive element for aggressive
environment**

SF GT 50 – SFGTD 50

Part numbers

• SFGT



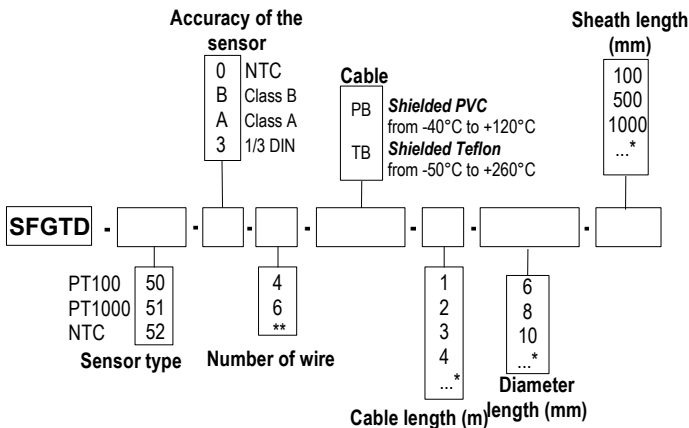
* Other dimension on request

Example : SFGT50-B-3-P-3-6-500

Model : Temperature sensor PT100 Class B, 3 wires, PVC cable of 3 m length and of 6 mm diameter with a sheath of 500 mm length.

Measuring range : from -40 to +120 °C

• SFGTD



* Other dimension on request

** no 6 wires for output 6 mm, or mounting with stainless steel protection

Example : SFGTD50-B-6-PB-3-8-500

Model : Multipair temperature sensor PT100 Class B, 6 wires, shielded PVC cable of 3 m length and of 8 mm diameter with a sheath of 500 mm length.

Measuring range : from -40 to +120 °C

Probe features

- Temperature sensor mounted under PFA sheath
- Measuring range from -50°C to +550°C (PT100 and PT1000) from -20 °C to +120 °C (NTC)
- For other resistor type PT25, PT50, PT500, PT200 or NI, please contact us.

Technical features

Operating temperature.....from -50°C to +250°C (PT100 and PT1000) (According to cable) from -20°C to +120°C (NTC)

Accuracy.....PT100 or PT1000 : see "Tolerances" table
NTC : see "Tolerances" table

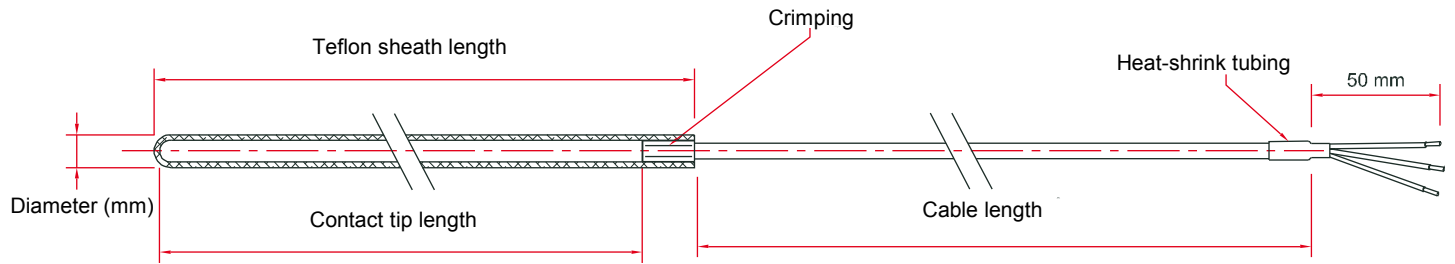
Type of sensor.....PT100 or PT1000 : Class B, Class A, 1/3 DIN as per DIN IEC751
NTC : resistance at 25°C, R₂₅ = 10KΩ
Nominal Beta B25/85 value = 3,695K ±1%

Storage temperature.....from -20°C to +80°C

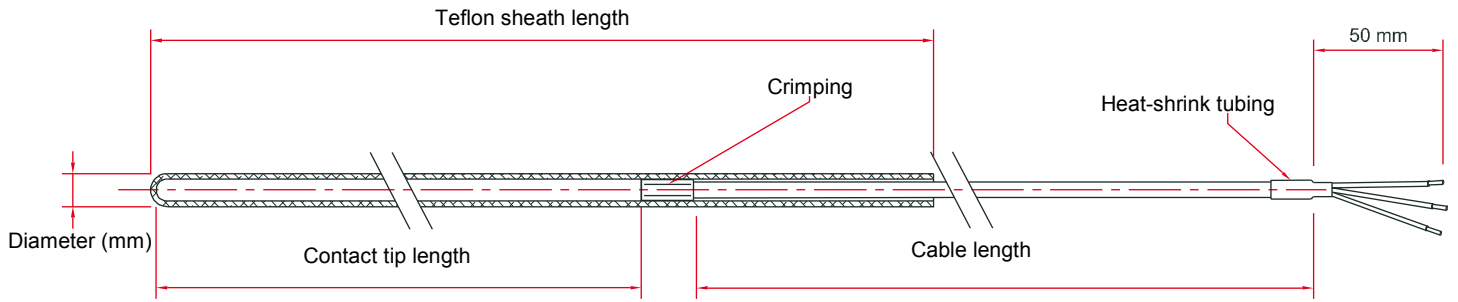
Operating temperature.....PVC : from -40 to +120 °C
Silicone : from -50 to +180 °C
Teflon (PFA) : from -50 to +260 °C

Contact tip.....perfluoralkoxy (PFA) sheath temperature max.
At short term use : 280 °C
Softening at +/- 327 °C

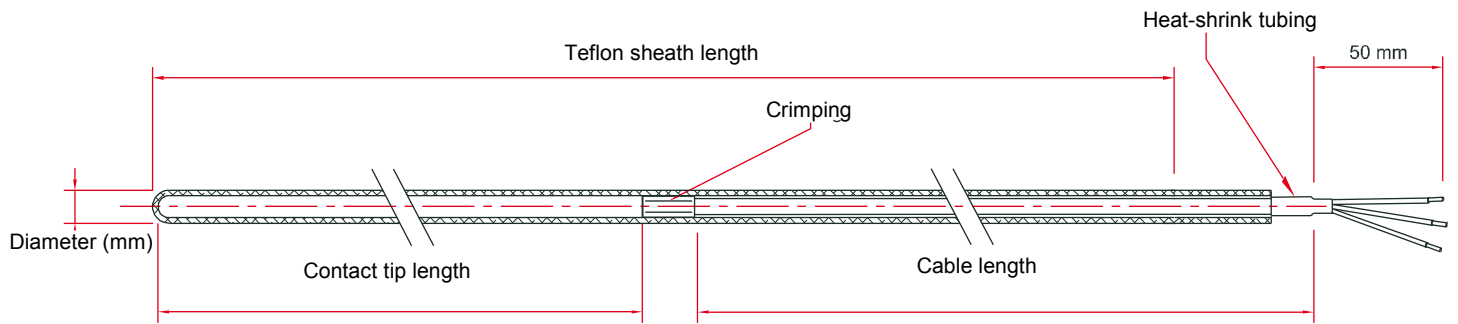
■ Dimensions



Teflon sheath length = Contact tip length



Teflon sheath length > Contact tip length



Teflon sheath length = Contact tip length + cable length

■ Tolerances* of NTC probes

Measuring range °C	Tolerances °C
from -20°C to 0°C	± 0.5°C
from 0°C to +70°C	± 0.2 °C
from +70°C to +100°C	± 0.5 °C

■ Tolerances* of PT100 and PT1000 probes

Norms as per IEC 751 (1993), BS 1904 (1984) and DIN 43760 (1980).


Temp °C	Tolerances					
	Class B		Class A		1/3 DIN	
	± °C ± Ohms		± °C ± Ohms		± °C ± Ohms	
-100	0.8	0.32	0.35	0.14	0.27	0.11
-50	0.55	0.22	0.25	0.1	0.19	0.08
0	0.3	0.12	0.15	0.06	0.1	0.04
100	0.8	0.3	0.35	0.13	0.27	0.1
200	1.3	0.48	0.55	0.2	0.44	0.16
300	1.8	0.64	0.75	0.27	0.6	0.21
400	2.3	0.79	0.95	0.33	0.77	0.26

Resistance values for Pt1000 (Ω) must be multiplied by 10 for the same corresponding temperature value (°C). For example: at 0°C for Class B Pt1000 ± 0,3°C → ± 1,2 Ω

*all accuracies indicated in this technical data sheet were stated in laboratory conditions, and can be guaranteed for measurements carried out in the same conditions, or carried out with calibration compensation.

■ Accessories (See data sheet)

- Transmitter output 4/20 mA or 0/10V
- Wall fixing support
- Stainless steel mounting bracket
- ¼" or ½" Gas screw nut
- Stainless steel compression fitting
- Teflon or stainless steel ferrule for compression fittings



- Sleeve to weld for food industry
- Stainless steel union fitting
- ½" Gas or NPT thread cuff
- Thermo-conducting silicone grease
- Calibration certificate
- Thermowell



www.kimo.fr

Distributed by :

EXPORT DEPARTMENT

Tel : + 33. 1. 60. 06. 69. 25 - Fax : + 33. 1. 60. 06. 69. 29

e-mail : export@kimo.fr

