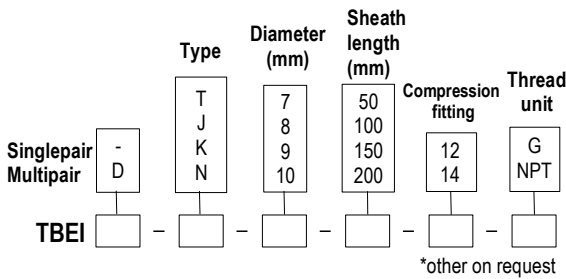


Thermocouple sensor with standard connection head with interchangeable probe system

TBEI K – TBEID K

- Thermocouple T, J, K and N.
- Operating temperature from **-40°C to +400°C**
- With or without compression fitting

Part numbers for stainless steel sheath 400°C max.

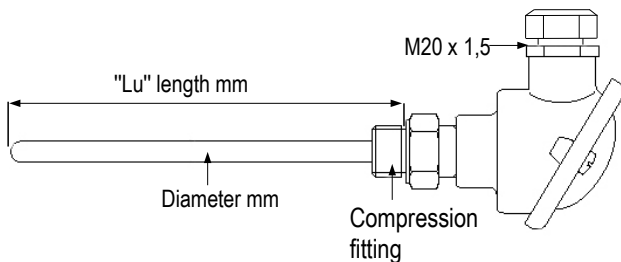


Example : TBEID-T-7-100-12-G

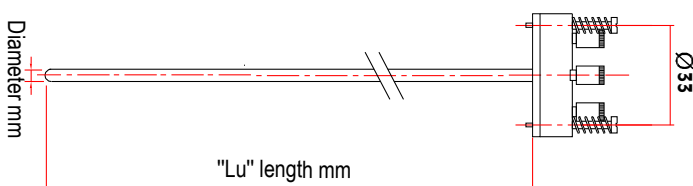
Model : Thermocouple T with a sheath of 100 mm length and 7 mm Ø. Compression fitting 1/2" G. Measurement insert 4 mm Ø and 140 mm length with multipair wires.

Dimensions

- Probe



- Internal interchangeable probe system



Technical features

Operating temperature..... from -40°C to +350°C for Tc T
from -40°C to +400°C for J, K and N

Accuracy for class 1..... See "Tolerances" table

Type of welding..... Ungrounded or ungrounded hot junction.
Singlepair or 2x2 multipair.

Sheath..... 316 L stainless steel.

Interchangeable system..... 316 L stainless steel.

Diameter : according to external sheath Ø

Interchangeable system Ø	Ø min. of sheath
4 mm	7 mm
5 mm	8 mm
6 mm	9 mm
7 mm	10 mm

LU length : length of sheath + 40 mm

Compression fitting..... 316 L stainless steel

Thread..... With or without 1/2", 1/4",
Gaz or NPT plug

Electrical connection..... Terminal block (2 or 4 contacts)
Optional transmitter.

Connection head..... Aluminium alloy
cable gland : M20 x 1.5
IP65 protection

Storage temperature..... from -20°C to +80°C

Tolerances

TC	Measuring range CLASS 1	TOLERANCE
T	From -40°C to +350°C	From -40°C to +125°C ± 0.5°C From 125°C to +350°C ± 0.004 x T°
J	From -40°C to +750°C	From -40°C to +375°C ± 1.5°C From 375°C to 750°C ± 0.004 x T°
K	From -40°C to +1000°C	From -40°C to +375°C ± 1.5°C From 375°C to 1000°C ± 0.004 x T°
N	From -40°C to +1000°C	From -40°C to +375°C ± 1.5°C From 375°C to 1000°C ± 0.004 x T°

Thermocouple interchangeable probe system

EI K – EID K



- Thermocouple T, J, K and N.
- Working temperature from **-40°C to +400°C**
- With or without compression fitting

Part numbers for stainless steel sheath 400°C max.

	Type	Diameter (mm)	Seath length (mm)
Singlepair	T	6	100
Multipair	J	8	200
	K	10	500
	N	*	*

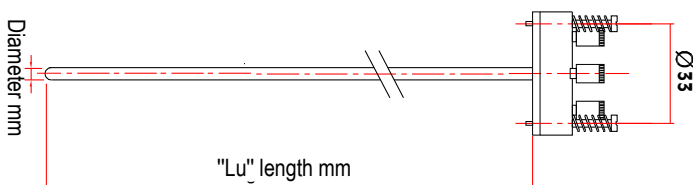
EI - - -
 *other on request

LU length : length of sheath + 40 mm

Example : TBEID-T-7-100-12-G

Model : interchangeable probe system type T with sheath of 100 mm and a 7 mm Ø with a ½ G compression fitting. Multipair wires.

Dimensions



Technical features

Operating temperature..... from -40°C to +350°C for Tc T
from -40°C to +400°C for J, K and N

Accuracy for class 1..... See "Tolerances" table

Welding type..... Ungrounded or ungrounded hot junction.
Singlepair or 2x2 multipair.

Sheath..... 316 L stainless steel.

Interchangeable system..... 316 L stainless steel.

Diameter : according to external sheath Ø

Interchangeable system Ø mm	Ø min. of sheath
5 mm	7 mm
6 mm	8 mm
7 mm	9 mm
	10 mm

LU length : length of sheath + 40 mm

Electrical connection..... Terminal block (2 or 4 contacts)
Optional transmitter.
With or without terminal block DIN Ø 42 mm mounted. 33 mm centre.

Storage temperature..... from -20°C to +80°C

Tolerances

TC	Measuring range CLASS 1	TOLERANCE
T	From -40°C to +350°C	From -40°C to +125°C ± 0.5°C From 125°C to +350°C ± 0.004 x T°
J	From -40°C to +750°C	From -40°C to +375°C ± 1.5°C From 375°C to 750°C ± 0.004 x T°
K	From -40°C to +1000°C	From -40°C to +375°C ± 1.5°C From 375°C to 1000°C ± 0.004 x T°
N	From -40°C to +1000°C	From -40°C to +375°C ± 1.5°C From 375°C to 1000°C ± 0.004 x T°

■ **Most common thermocouple types**

THERMOCOUPLE TYPES	+ CONDUCTOR	- CONDUCTOR	COLOR OF COMPENSATING CABLE
K	Chromel	Alumel	Ext. color + = GREEN, - = WHITE
T	Copper	Constantan	Ext. color + = BROWN, - = WHITE
J	Iron	Constantan	Ext. color + = BLACK, - = WHITE
N	Nicrosil	Nisil	Ext. color + = PINK, - = WHITE
R	Platinum-13% Rhodium	Platinum	Ext. color + = ORANGE, - = WHITE
S	Platinum-10% Rhodium	Platinum	Ext. color + = ORANGE, - = WHITE
B	Platinum-30%Rhodium	Platinum- 6%Rhodium	Ext. color + = GREY, - = WHITE

■ **Accessories (See Datasheet)**

- Extension cable
- Compensating cable
- Standard or miniature connector
- Cable seal for plug and socket connector
- Miniature or standard fixed connector
- Miniature or standard connectors panel
- Extension lead
- Converters

www.kimo.fr

EXPORT DEPARTMENT

Tel : + 33. 1. 60. 06. 69. 25 - Fax : + 33. 1. 60. 06. 69. 29

e-mail : export@kimo.fr



Distributed by :