


**Thermocouple cable  
temperature sensor  
for measurement of contact by  
eyelet**



**SFO K**



■ **Technical features**

Working temperature.....from -40°C to +105°C for shielded PVC output  
from -40°C to +260°C for TB output  
from -40°C to +400°C for SVB output  
from -40°C to +550°C for SVB (only Tc K) output

Accuracy for class 1.....See "Tolerances" table

Mounting of welding .....Insulated hot welding in standard  
Add SCM to part number for a mounting with hot welding to earth.

Storage temperature.....from -20°C to +80°C

Output .....stripped wire, miniature male connector or standard on request.

Contact tip.....14 x 12 mm copper eyelet, fixing by 6.3 mm Ø hole.  
316 L stainless steel tube output of 10 mm and 4,5 mm diameter.

Water-resistant crimping with heat-shrink tubing (unless glass silk cable with simple crimping on stainless steel tube)

Curve spring as option

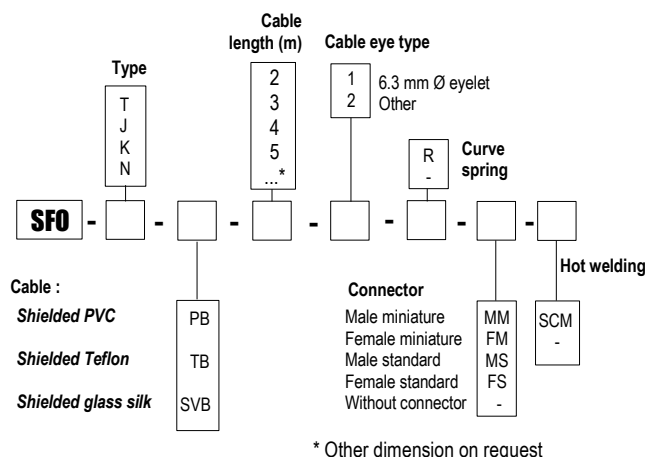
■ **Tolerances of the probe**

TC	MEASURING RANGE CLASS 1	TOLERANCE
T	From -40°C to +350°C	From -40°C to +125°C ± 0.5°C From 125°C to +350°C ± 0.004 x T° abs
J	From -40°C to +750°C	From -40°C to +375°C ± 1.5°C From 375°C to 750°C ± 0.004 x T° abs
K	From -40°C to +1000°C	From -40°C to +375°C ± 1.5°C From 375°C to 1000°C ± 0.004 x T° abs
N	From -40°C to +1000°C	From -40°C to +375°C ± 1.5°C From 375°C to 1000°C ± 0.004 x T° abs

■ **Probe features**

- Thermocouple types T, J, K and N.
- Measuring range from -40°C to +550°C

■ **Part numbers**

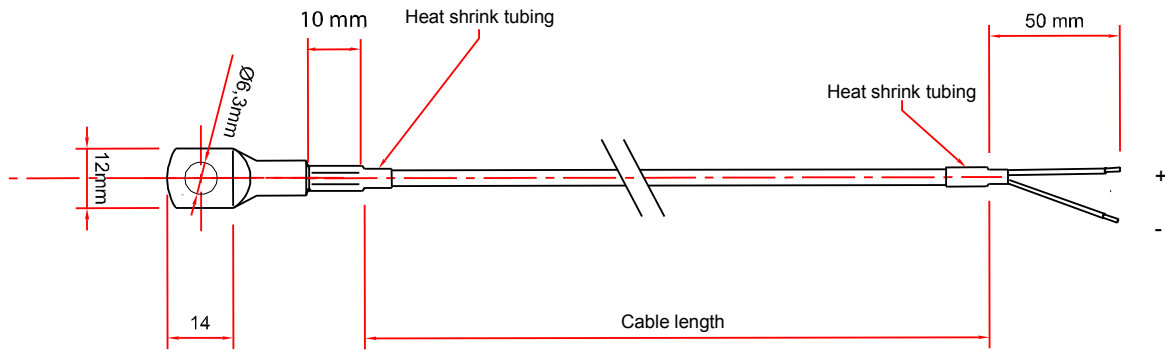


**Example : SFOK-PB-2-1-R-MM**

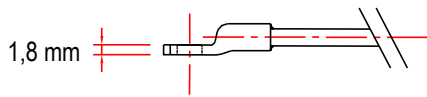
Model : K thermocouple temperature sensor with insulated welding with stainless steel contact tip 4.5 mm Ø ,60 mm length, with perforated 6.3 mm Ø copper eyelet on shielded PVC cable of 2m length with curve spring and male miniature connector.  
Measuring range from -40 to +105°C.

## ■ Dimensions

### • Front view



### • Side view



## ■ Most common thermocouple types

THERMOCOUPLE TYPE	+ CONDUCTOR	- CONDUCTOR	COLOR OF COMPENSATING CABLE
K	Nickel-Chrome 10%	Nickel-Aluminium 5% -Silicium	Ext. color + = GREEN, - = WHITE
T	Copper	Copper-Nickel	Ext. color + = BROWN, - = WHITE
J	Iron	Copper-Nickel	Ext. color + = BLACK, - = WHITE
N	Nickel 84,4% Chromium 14,2% Silicium 1,4%	Nickel 95,6% Silicium 4,4%	Ext. color + = PINK, - = WHITE
R	Platinum-Rhodium 13%	Platinum	Ext. color + = ORANGE, - = WHITE
S	Platinum-Rhodium 10%	Platinum	Ext. color + = ORANGE, - = WHITE
B	Platinum-Rhodium 30%	Platinum-Rhodium 6%	Ext. color + = GREY, - = WHITE

## ■ Accessories (See data sheet)

- Extension cable
- Compensating cable
- Standard or miniature connector
- Cable seal for plug and socket connector
- Miniature or standard connectors panel
- Miniature or standard connectors panel
- Extension lead
- Converters

[www.kimo.fr](http://www.kimo.fr)

Distributed by :

EXPORT DEPARTMENT

Tel : + 33. 1. 60. 06. 69. 25 - Fax : + 33. 1. 60. 06. 69. 29

e-mail : [export@kimo.fr](mailto:export@kimo.fr)

